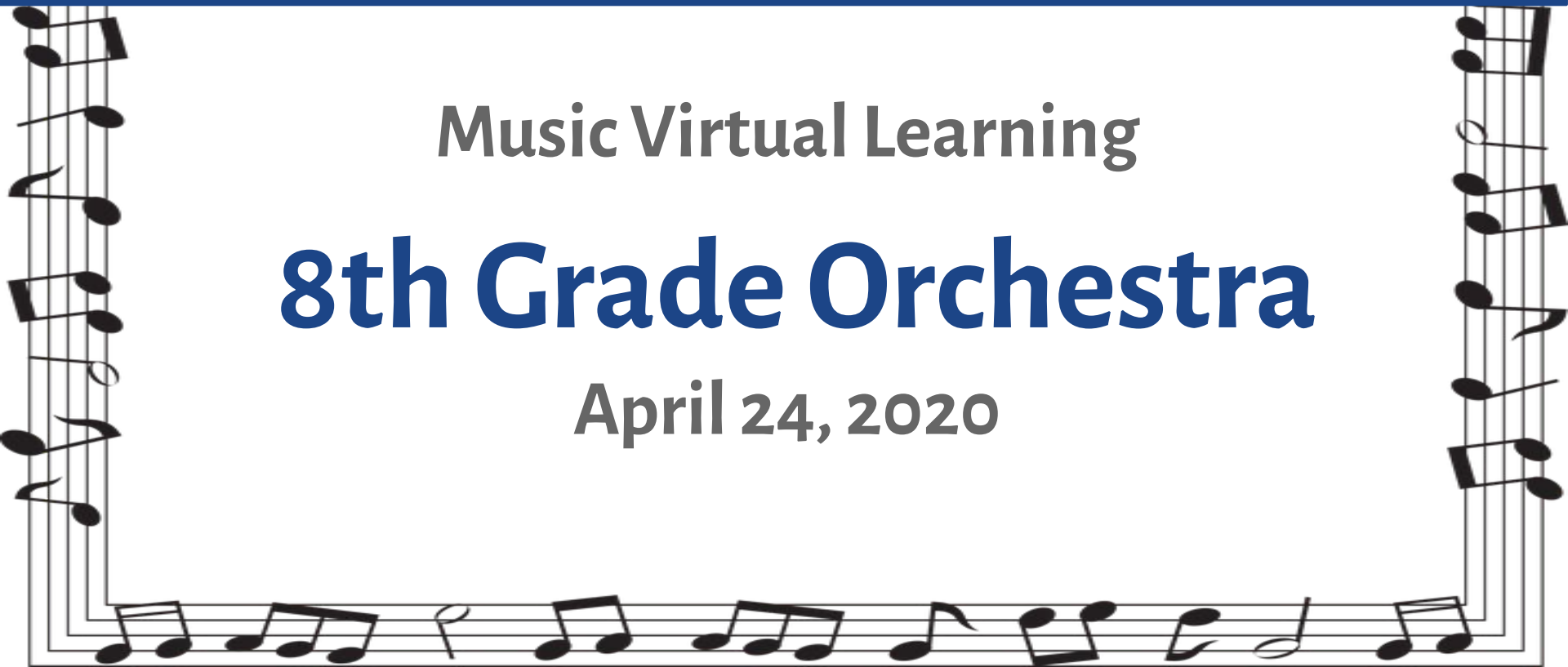




Music Virtual Learning

8th Grade Orchestra

April 24, 2020



8th Grade Orchestra

Lesson: April 24, 2020

Objective/Learning Target:

Students will be able to use all skills attained from the virtual resources to learn new music.

Warm-Up





Friday Goal Check-In

How did you do with your goal this week? How did you do with vibrato? Remember that learning new skills takes time. You can't give up each time something is hard.

Keep breaking down your goals into manageable chunks and trying the exercises we give you to keep learning. You will get there!

GO BACK AND REVIEW!!

**REVIEW YOUR EXERCISES EVERY DAY THIS WEEK!!

- SILENT SIREN
- SHAKERS
- STICKY FINGERS
- BALANCING THE HAND
- AIR BOW
- BOW ON DIFFERENT STRING

ENERGIZING YOUR VIBRATO

- OUR GOAL IS TO EASILY CONTINUE VIBRATO WHILE SWITCHING BETWEEN NOTES
- TRY NOTES ON ONE STRING AND FOCUS ON KEEPING YOUR VIBRATO MOVING WHILE SWITCHING FINGERS.
- TRY THE SAME EXERCISE ON A SCALE.

ALL WATCH THIS




ADJUSTING YOUR VIBRATO

- OUR GOAL IS TO HAVE A VERSATILE VIBRATO
- PRACTICE ADJUSTING YOUR VIBRATO ON A SINGLE NOTE (SLOW TO FAST TO SLOW)
- PRACTICE ADJUSTING YOUR VIBRATO ON A SCALE (SAME AS ABOVE)
- ADD IN DYNAMICS, SPEED, ETC.
- TREAT IT LIKE AN EXPERIMENT! :)

VIOLIN/VIOLA: WATCH
MS. WOW'S VIDEO!



CELLO/BASS: WATCH MS.
ROSS' VIDEO!




VIBRATO IN MUSIC

- START WITH USING VIBRATO IN MUSIC ON LONGER/SLOWER NOTES (WHOLE NOTES/HALF NOTES)
- THEN START ADDING VIBRATO ON QUARTER NOTES, ACCENTS, ETC.



VIOLIN/VIOLA: WATCH
MS. WOW'S VIDEO!

CELLO/BASS: WATCH
MS. ROSS' VIDEO!



VIBRATO IN MUSIC

SEARCH ON YOUTUBE! FIND A REPUTABLE MUSICIAN WHO PLAYS YOUR INSTRUMENT AND LOOK AT THEIR VIBRATO!
WHAT DO YOU NOTICE (BOTH GOOD AND BAD)?

HERE ARE SOME SUGGESTIONS (TIP: LISTEN TO THE "SLOWER" SONGS TO SEE VIBRATO):

VIOLIN: ANNE-SOPHIE MUTTER, HILARY HAHN, JOSHUA BELL, ITZHAK PERLMAN, ETC.

VIOLA: WILLIAM PRIMROSE, REBECCA CLARKE, KIM KASHKASHIAN (NOT KARDASHIAN) ;), TABELA ZIMMERMAN, ETC.

CELLO: YO-YO MA, SHEKU KANNEH-MASON, JACQUELINE DU PRE, STEVEN SHARP NELSON ETC.

BASS: EDGAR MEYER, LAUREN PIERCE, XAVIER FOLEY, JOSEPH CONYERS, ETC.

Lesson




Fun Song Friday

Find your level and your instrument to start playing!


Violin Beginner

[Click Here for Music](#)


Lesson:



Play Through:



Original:



Viola Beginner

[Click Here for Music](#)

Lesson:



Play Through:




Original:




Cello Beginner

[Click Here for Music](#)

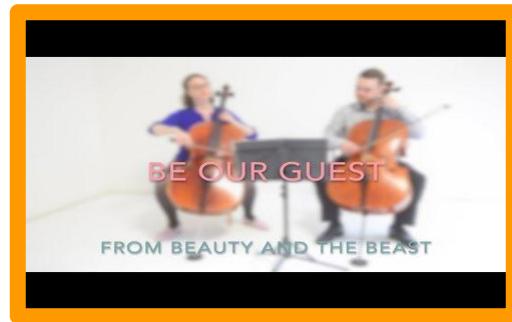
Lesson:



Play Through:




Original:




Bass Beginner

[Click Here for Music](#)

Lesson:



Play Through:



Original:



*Play with
the cello
part here!*



Violin Advanced

[Click Here for Music](#)

Lesson:

Play Through:

Original:





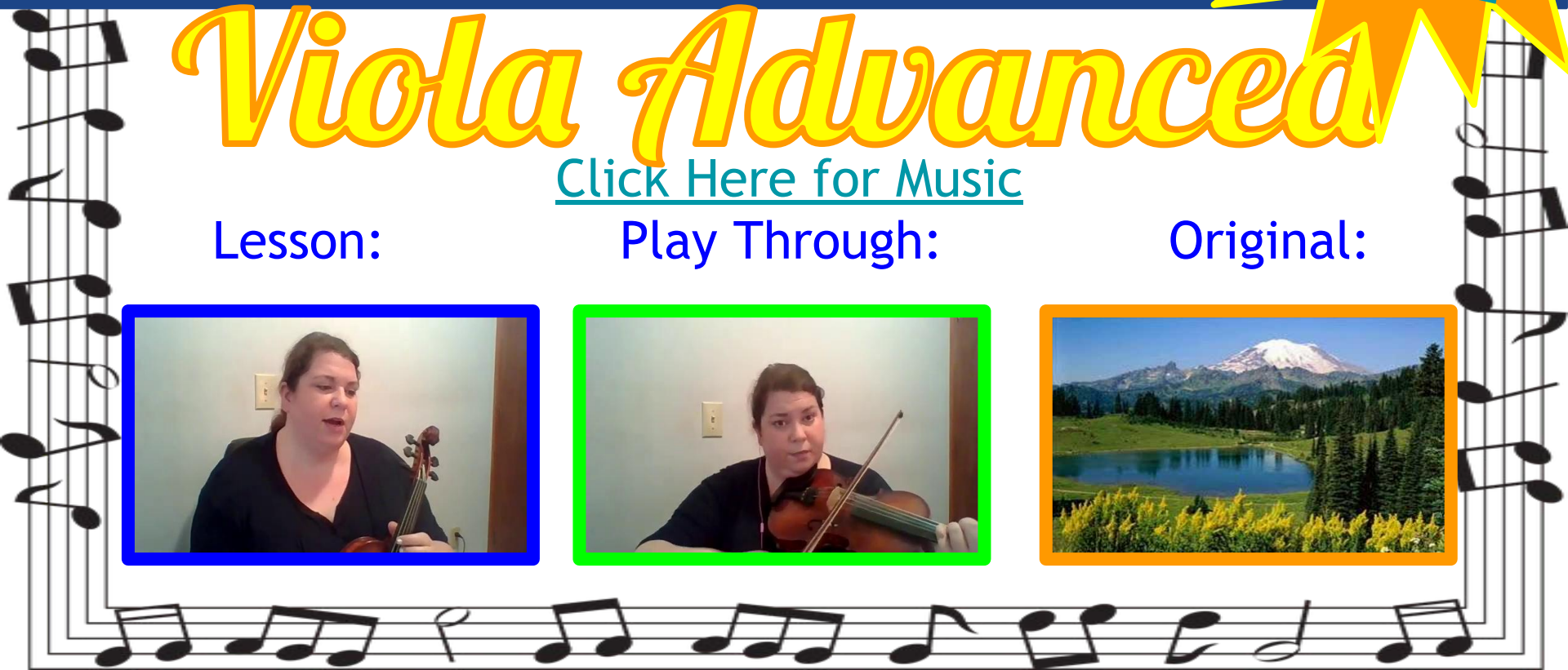
Viola Advanced

[Click Here for Music](#)

Lesson:

Play Through:


Original:




Cello Advanced

[Click Here for Music](#)

Lesson:



Play Through:



Original:




Bass Advanced

[Click Here for Music](#)

Lesson:

Play Through:

Original:



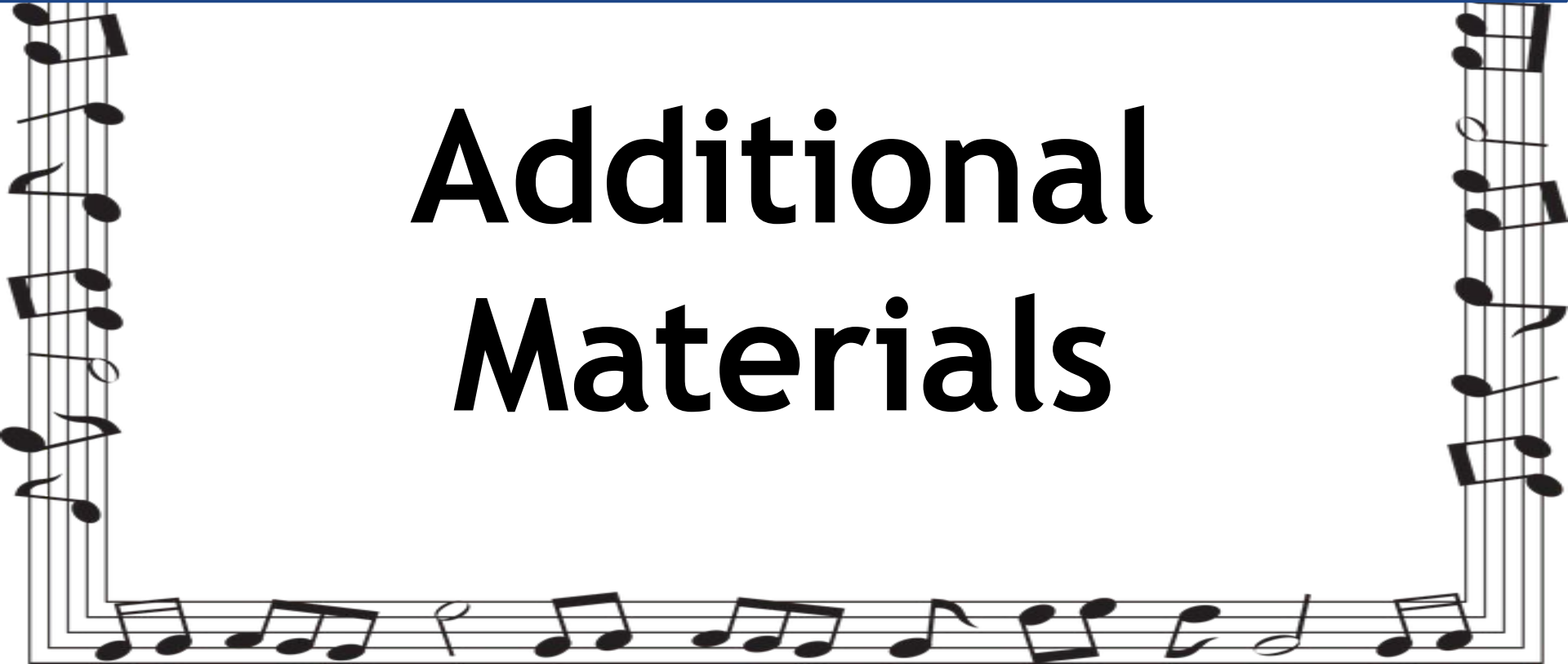
Review






Get out some of your old songs
and review them to keep up
your skills!


Additional Materials

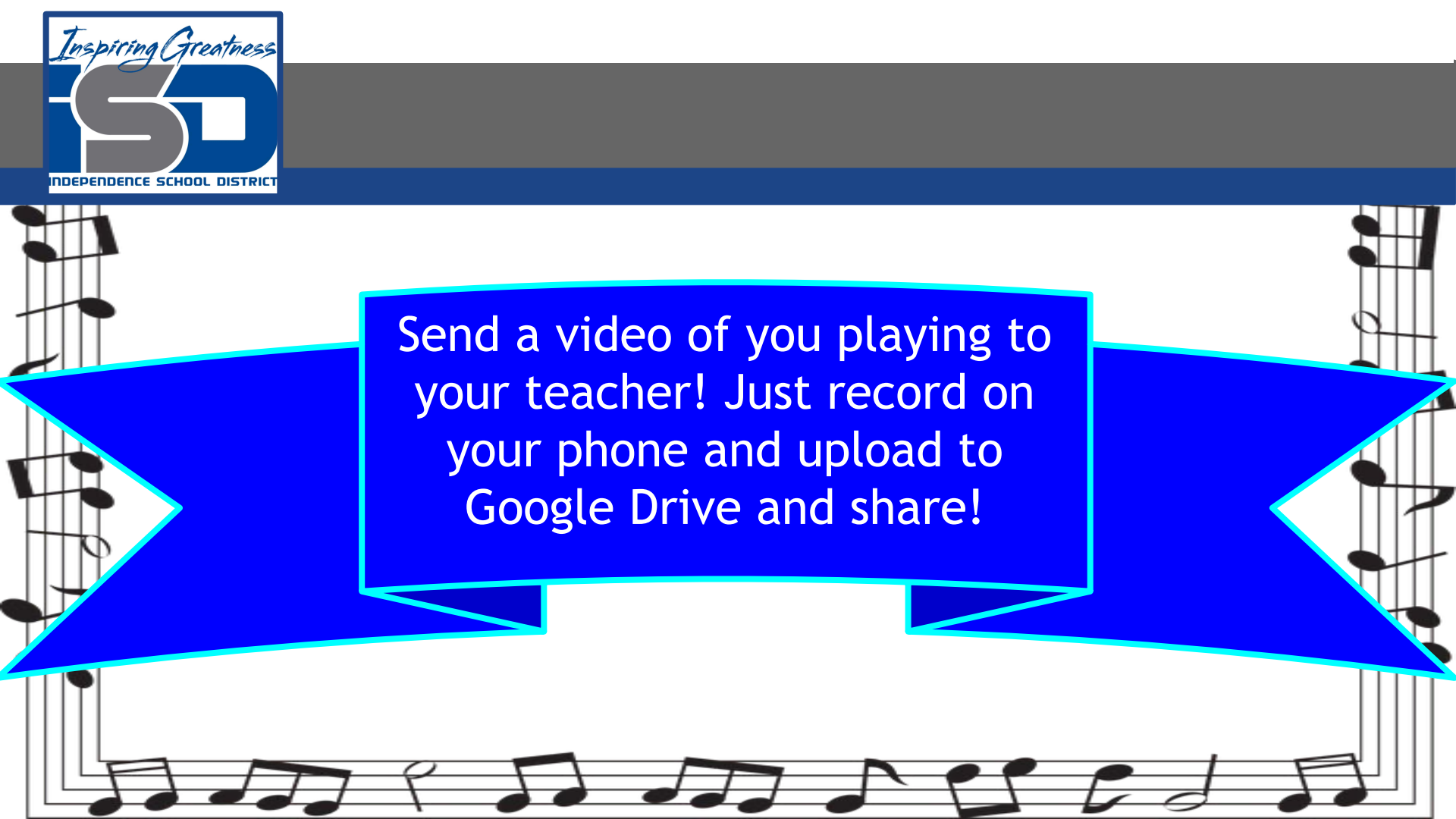




Watch the videos provided on
the slides to hear professionals
perform the pieces!

Self-Assessment





Send a video of you playing to
your teacher! Just record on
your phone and upload to
Google Drive and share!